



INDIA

- ❖ The benchmark 6.10% bond maturing in 2031 ended at 97.93 rupees, yielding 6.39%, the highest since Nov. 1, compared with 98.05 rupees, and a yield of 6.36%, yesterday.
- ❖ The 10-year U.S. Treasury yield inched close to 1.45%, after climbing seven basis points on Monday, on broader risk-off sentiment and amid bets that the new coronavirus variant may not hamper the global economic recovery much. The yield rose seven basis points yesterday.
- ❖ India's government is awaiting further clarity on the infectivity and virulence of the Omicron variant of the coronavirus before it decides on administering so-called booster doses of vaccines, a government official said today.
- ❖ India has detected nearly two dozen cases of the Omicron variant so far amid concerns that the strain could be more infectious than the Delta, which had led to a severe wave of the pandemic earlier this year, swamping the country's health infrastructure.
- ❖ Benchmark Brent crude futures were 2.37% higher at \$74.81 per barrel, after rising by 4.6% yesterday, on expectations that the new coronavirus strain would not hinder fuel demand and additional supplies from Iran may be delayed.
- ❖ The Indian rupee reversed intraday gains and was largely unchanged against the dollar as strong dollar bids from state-run banks ahead of large corporate outflows offset the benefits of an early rise. The rupee was quoted at 75.44 to the dollar compared to 75.42 in the previous session. It had risen to 75.27 earlier today, tracking Asian currencies and China's moves to support its economy, before tumbling to 75.50, its lowest since Oct. 13.
- ❖ Repo: The weighted average call rates in the interbank segment increased to 3.29% vs 3.26% as on previous day, while that in the TREP segment increased to 3.31% vs 3.27% as on previous day.

GOI Yield	7-Dec	6-Dec	1-Nov	9-Nov
1 Year	4.140	4.130	4.020	4.000
5 Year	5.720	5.690	5.759	5.666
10 Year	6.391	6.359	6.387	6.293

AAA Bmk	7-Dec	6-Dec	1-Nov	9-Nov
1 Year	4.50	4.50	4.25	4.30
5 Year	6.00	6.00	6.00	5.97
10 Year	6.85	6.83	6.90	6.88

CD	7-Dec	6-Dec	1-Nov	9-Nov
3 Month	3.65	3.65	3.60	3.60
6 Month	3.95	3.95	3.90	3.90
1 Year	4.40	4.40	4.15	4.15

CP	7-Dec	6-Dec	1-Nov	9-Nov
3 Month	4.00	4.00	4.55	4.00
6 Month	4.55	4.55	4.80	4.60
1 Year	4.85	4.85	4.90	4.85

OIS Rate	7-Dec	6-Dec	1-Nov	9-Nov
1 Year	4.28	4.25	4.31	4.22
2 Year	4.78	4.75	4.90	4.74
3 Year	5.06	5.03	5.23	5.07
5 Year	5.34	5.30	5.65	5.43

Market Observations

G-sec

- Yields edged higher as investors remained divided on the likelihood of a reverse repo rate hike by the rate-setting panel tomorrow, while a rise in U.S. Treasury yields also weighed on sentiment
- Higher activity seen in short maturity papers.
- Auction cut off on SDLs came in line with market expectations.

Corporate Bonds

- Activity was witnessed across all segments.

CD

- Major volumes traded were in the 3 month segment.

CP

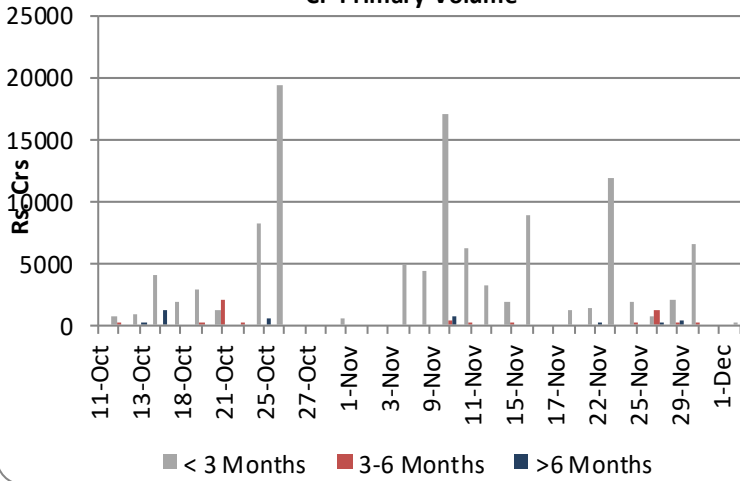
- Thin volumes were traded in the shorter end.

	7-Dec	6-Dec	1-Nov	9-Nov
Sensex	57,633.65	56,747.14	60,138.46	60,433.45
Nifty	17,176.70	16,912.25	17,929.65	18,044.25
USD/INR	75.44	75.42	74.87	74.04
Gold (USD)	1,782.75	1,778.11	1,793.05	1,831.48
Oil (USD)	74.95	73.08	84.71	84.78

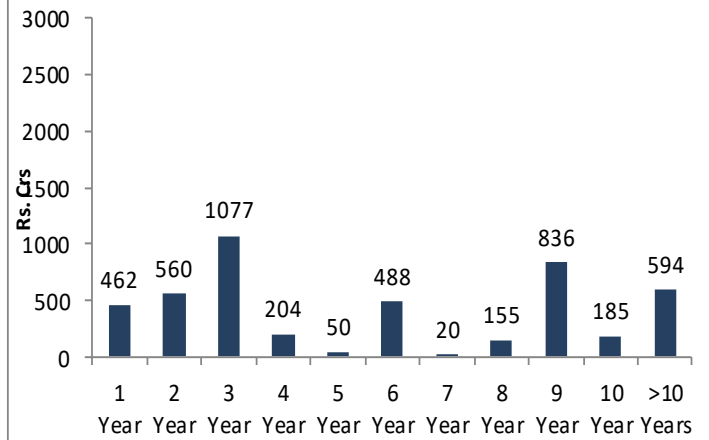
NDF	7-Dec	6-Dec	1-Nov	9-Nov
3 Month	76.15	76.08	75.67	74.91
1 Year	78.97	78.89	78.45	77.60
2 Year	82.55	82.54	82.22	81.22
3 Year	86.37	86.36	86.17	85.14



CP Primary Volume



Bonds Volume



10 Year Benchmarks	7-Dec	6-Dec	1-Nov	9-Nov
India	6.39	6.36	6.39	6.29
US	1.44	1.43	1.56	1.44
South Korea	2.24	2.21	2.50	2.29
Russia	8.61	8.52	8.32	8.11
Brazil	11.07	11.07	12.25	11.56
Germany	-0.37	-0.39	-0.10	-0.30
China	2.86	2.83	2.95	2.91

Top Traded Securities	Volume	7-Dec	6-Dec	1-Nov	9-Nov
5.63 GOI 2026	4,270	5.72	5.69	5.76	5.67
6.64 GOI 2035	170	6.79	6.77	6.86	6.76
6.10 GOI 2031	8,025	6.39	6.36	6.39	6.29
5.15 GOI 2025	65	5.49	5.46	5.46	5.40
4.26 GOI 2023	-	#N/A	#N/A	#N/A	#N/A
6.18 GOI 2024	-	#N/A	#N/A	5.14	5.03
7.26 GOI 2029	85	6.29	6.26	6.33	6.23

MF	DEBT		
	Gross Purchase	Gross Sales	Net Investment
2-Dec-21	2770.45	2368.11	402.34

MF	EQUITY		
	Gross Purchase	Gross Sales	Net Investment
2-Dec-21	3763.09	3581.92	181.17

MF	TOTAL (Rs.Crs)		
	Gross Purchase	Gross Sales	Net Investment
2-Dec-21	6533.54	5950.03	583.51

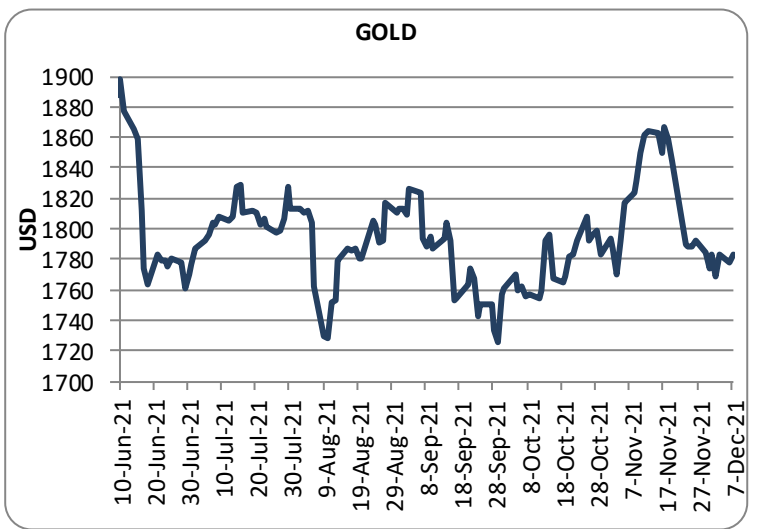
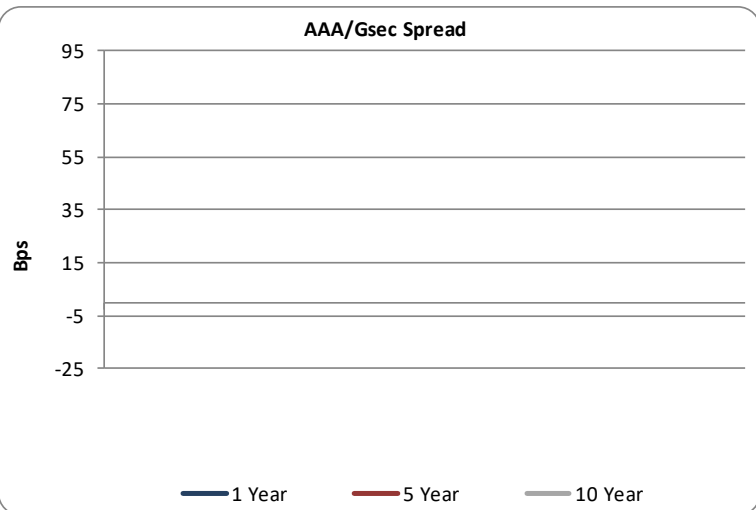
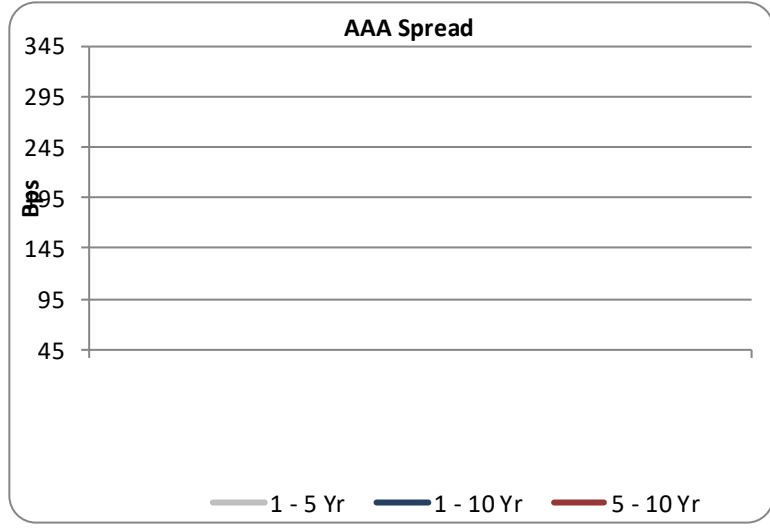
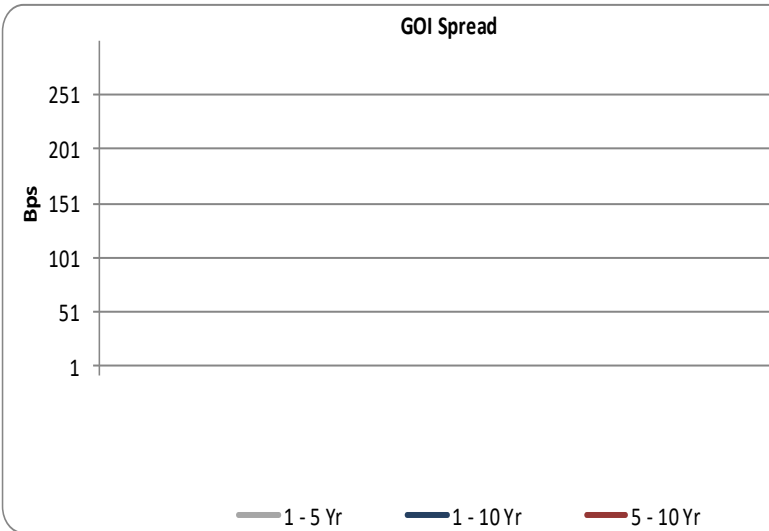
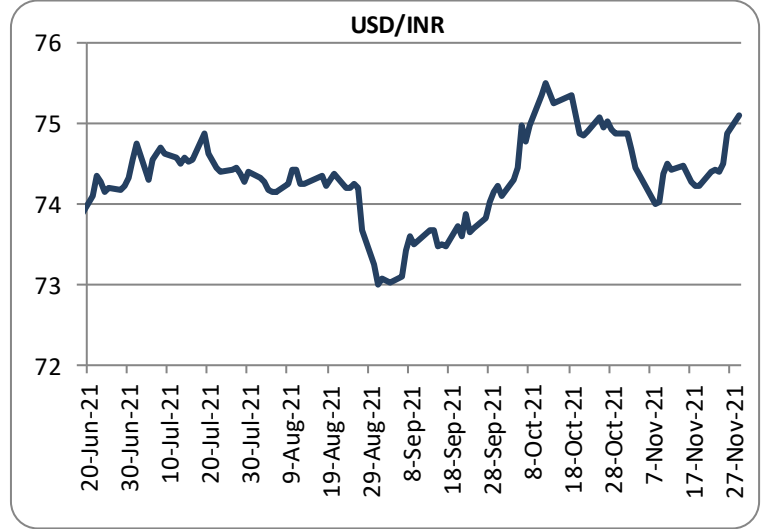
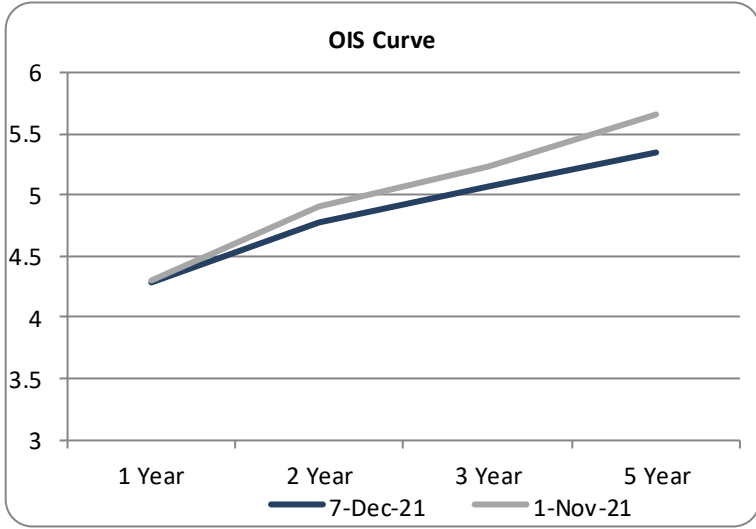
FII	DEBT		
	Gross Purchase	Gross Sales	Net Investment
7-Dec-21	157.32	606.65	-449.33

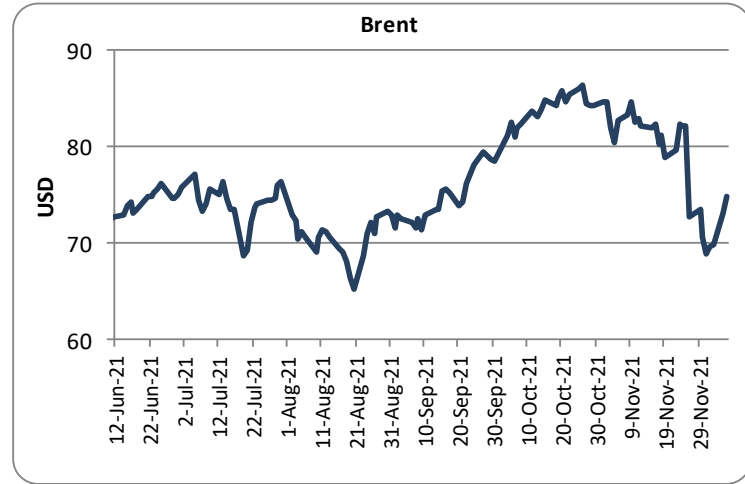
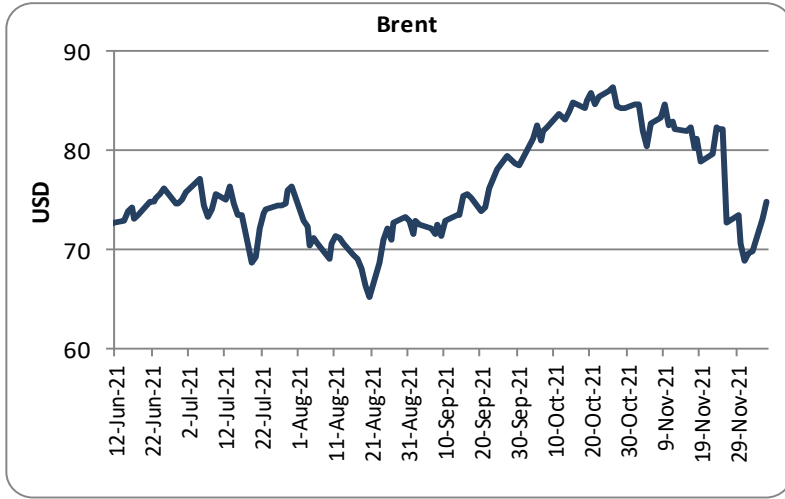
FII	EQUITY		
	Gross Purchase	Gross Sales	Net Investment
7-Dec-21	4275.56	7265.28	-2989.72

FII	TOTAL (Rs. Crs)		
	Gross Purchase	Gross Sales	Net Investment
7-Dec-21	4432.88	7871.93	-3439.05

INDICATORS	PERIOD	ACTUAL	PRIOR
GDP Quaterly (%)	Sep-21	8.4	20.1
CAD (\$ Bn)	Jun-21	6.5	-8.1
Trade Deficit (\$ Bn)	Jun-21	-30.7	-41.7
WPI (%)	Oct-21	12.5	10.7
CPI (%)	Oct-21	4.5	4.4
IIP (%)	Sep-21	3.1	12.0
PMI Manufacturing	Nov-21	57.6	55.9
PMI Service	Nov-21	58.1	58.4

Economic Calender	Country	Date	Poll	Prior
Unemployment Rate	Euro Zone	02-Dec-21	7.30	7.40
Retail Sales	Euro Zone	03-Dec-21	1.20	2.50
Industrial Output	Brazil	03-Dec-21	(5.00)	(3.90)
Unemployment Rate	USA	03-Dec-21	4.50	4.60
Exports	China	07-Dec-21	-	27.10
Repo Rate	India	08-Dec-21	-	4.00
Reverse Repo Rate	India	08-Dec-21	-	3.35
CRR	India	08-Dec-21	-	4.00





Sources: Reserve Bank of India, Bloomberg, Reuters, CCIL and FIMMDA.

LKP SECURITIES LTD., 203, Embassy Centre, Nariman Point, Mumbai- 400021

The information in this document has been printed on the basis of publicly available information, internal data and other reliable sources believed to be true and is for general guidance only. While every effort is made to ensure the accuracy and completeness of information contained, the company makes no guarantee and assumes no liability for any errors or omissions of the information. No one can use the information as the basis for any claim, demand or cause of action. Nothing contained in this publication shall constitute an offer to sell/purchase or an invitation/ solicitation to do so for any Government Security, Currency, Security, and Equity. LKP Securities Ltd. accepts no liability whatsoever for any loss, howsoever arising, from any use of this document, its contents or otherwise arising in connection therewith. For any queries contact - LKP Securities Ltd. Ph: (91-22) 66306555 Fax: (91-22) 2284 2415 E Mail: FixedIncomeResearch@lkpsec.com

Visit our website - <http://www.lkpsec.com/>