



INDIA

- ❖ The benchmark 6.10% bond maturing in 2031 ended at 98.08 rupees, yielding 6.37%, unchanged from Friday's close.
- ❖ The rupee was at 75.77 per dollar in Mumbai, unchanged against previous close. The unit, in early trades, had risen to 75.63.
- ❖ The Indian rupee erased early gains to end little changed versus the U.S. currency, as the dollar index resumed its climb on expectations that the Federal Reserve will accelerate the speed of its bond taper this week.
- ❖ Data released Friday showed consumer prices in the US surged last month to a 6.8% annual rate, the highest reading since 1982. Core inflation jumped 4.9% year-on-year after gaining 4.6% in October.
- ❖ The Federal Reserve is widely expected to accelerate the pace at which it scales back bond purchases to \$30 billion from \$15 billion now, winding down its taper programme by March. The central bank's two-day policy review meeting ends on Wednesday. The end of the taper would pave the way for the Fed to raise interest rates as economic risks surrounding the Omicron variant of the coronavirus are believed to be limited.
- ❖ Regional equities and currencies were mixed today. The dollar index was up 0.4% to 96.42, while the U.S. 10-year Treasury yield was below 1.50%
- ❖ India's benchmark BSE Sensex closed 0.9% lower, after opening higher. Data due later today is expected to show that retail inflation in India accelerated to 5.10% last month compared with 4.48% in October, according to a Reuters poll of economists. The data, if realized, would support economists' view that inflation in India may be sticky going forward, building the case for the Reserve Bank of India to opt for a gradual normalization of the monetary policy.
- ❖ Repo: The weighted average call rates in the interbank segment remains unchanged at 3.28 as on previous day, while that in the TREP segment increased from 3.30% to 3.32% as on previous day.

GOI Yield	13-Dec	10-Dec	8-Nov	15-Nov
1 Year	4.140	4.140	4.050	4.030
5 Year	5.688	5.686	5.668	5.695
10 Year	6.371	6.370	6.300	6.344

AAA Bmk	13-Dec	10-Dec	8-Nov	15-Nov
1 Year	4.45	4.45	4.30	4.35
5 Year	5.98	5.98	6.00	6.00
10 Year	6.80	6.80	6.90	6.87

CD	13-Dec	10-Dec	8-Nov	15-Nov
3 Month	3.65	3.65	3.60	3.65
6 Month	3.95	3.95	3.90	3.95
1 Year	4.40	4.40	4.15	4.15

CP	13-Dec	10-Dec	8-Nov	15-Nov
3 Month	4.00	4.00	4.35	4.05
6 Month	4.65	4.65	4.70	4.58
1 Year	4.80	4.80	4.95	4.85

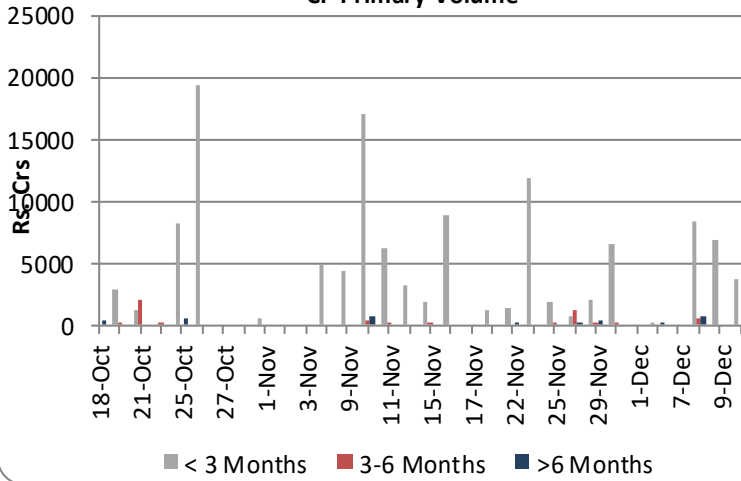
OIS Rate	13-Dec	10-Dec	8-Nov	15-Nov
1 Year	4.29	4.25	4.23	4.35
2 Year	4.80	4.76	4.77	4.92
3 Year	5.07	5.03	5.09	5.21
5 Year	5.38	5.33	5.48	5.49

	13-Dec	10-Dec	8-Nov	15-Nov
Sensex	58,283.42	58,786.67	60,545.61	60,718.71
Nifty	17,368.25	17,511.30	18,068.55	18,109.45
USD/INR	75.77	75.77	74.02	74.48
Gold (USD)	1,783.30	1,782.51	1,824.26	1,862.46
Oil (USD)	74.97	75.15	83.43	82.05

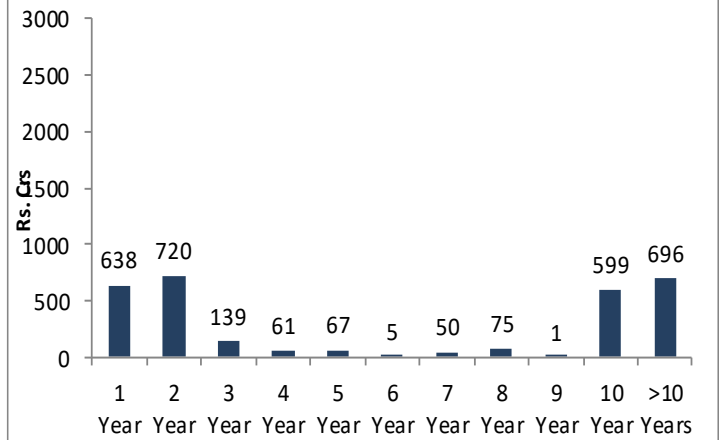
NDF	13-Dec	10-Dec	8-Nov	15-Nov
3 Month	76.44	76.42	74.70	75.08
1 Year	79.21	79.29	77.43	77.85
2 Year	82.81	82.74	81.03	81.46
3 Year	86.60	86.54	85.01	85.34



CP Primary Volume



Bonds Volume



10 Year Benchmarks	13-Dec	10-Dec	8-Nov	15-Nov
India	6.37	6.37	6.30	6.34
US	1.47	1.48	1.49	1.62
South Korea	2.17	2.20	2.33	2.30
Russia	8.58	8.54	8.22	8.20
Brazil	10.52	10.52	11.79	11.58
Germany	-0.36	-0.35	-0.25	-0.25
China	2.86	2.85	2.91	2.93

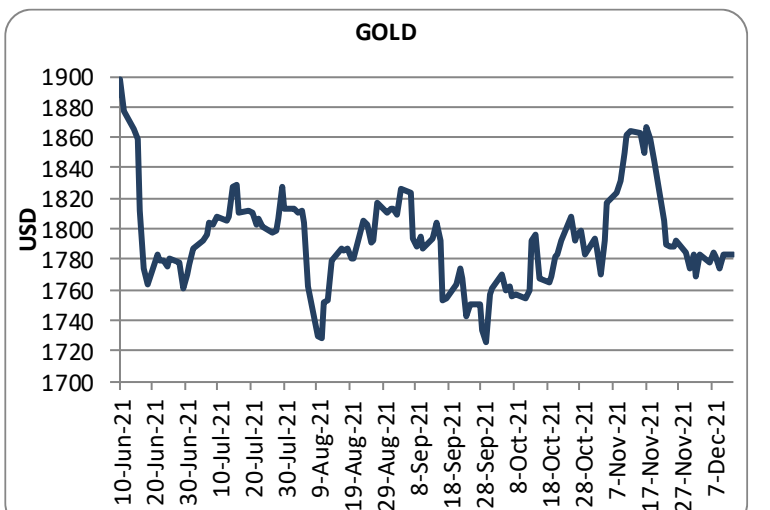
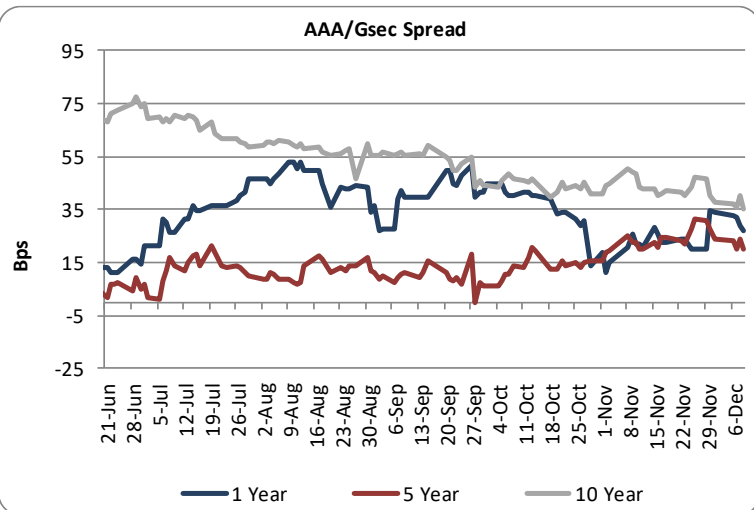
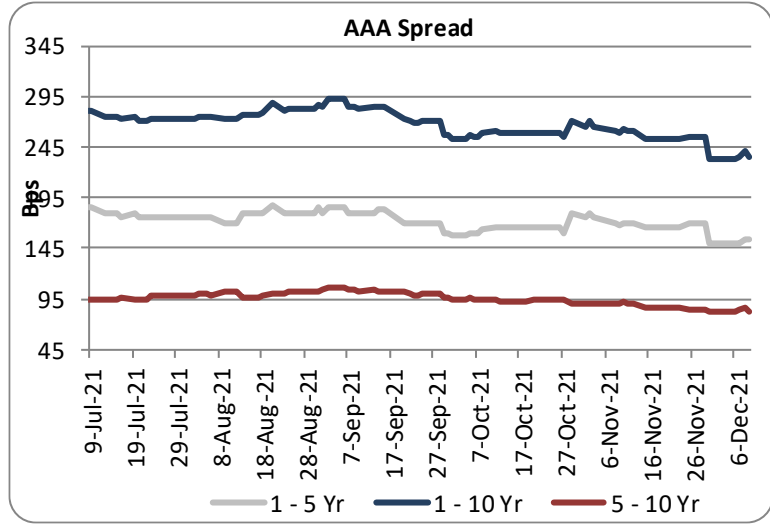
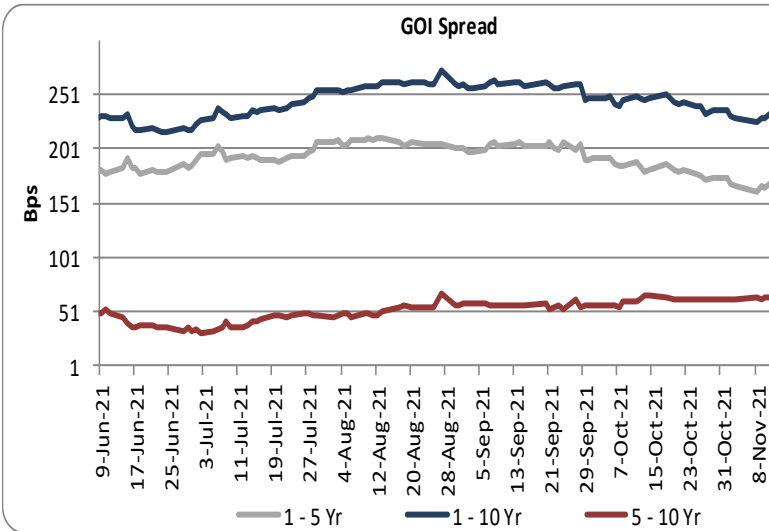
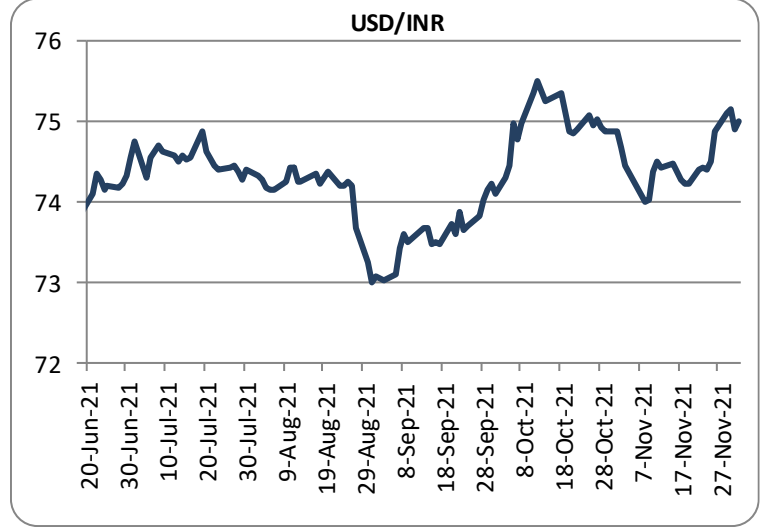
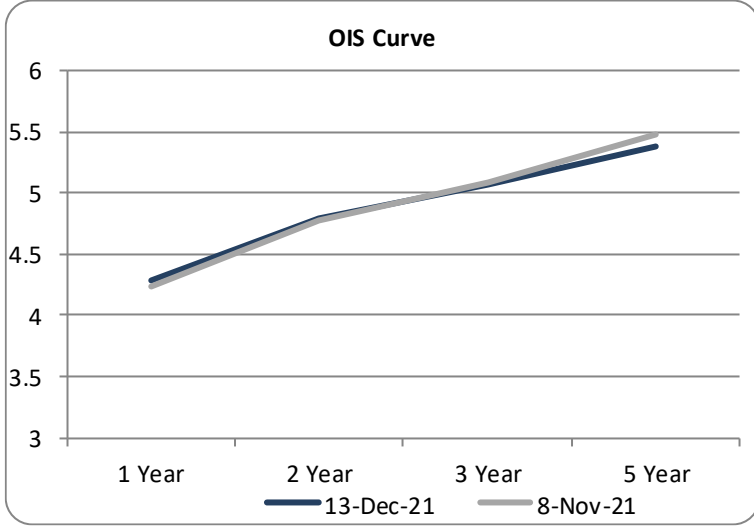
Top Traded Securities	Volume	13-Dec	10-Dec	8-Nov	15-Nov
5.63 GOI 2026	2,105	5.69	5.69	5.67	5.69
6.64 GOI 2035	145	6.79	6.78	6.78	6.78
6.10 GOI 2031	7,525	6.37	6.37	6.30	6.34
5.15 GOI 2025	70	5.47	5.47	5.41	5.43
4.26 GOI 2023	-	#N/A	#N/A	4.39	#N/A
6.18 GOI 2024	145	5.11	5.12	#N/A	0.00
7.26 GOI 2029	35	6.25	6.25	6.25	6.25

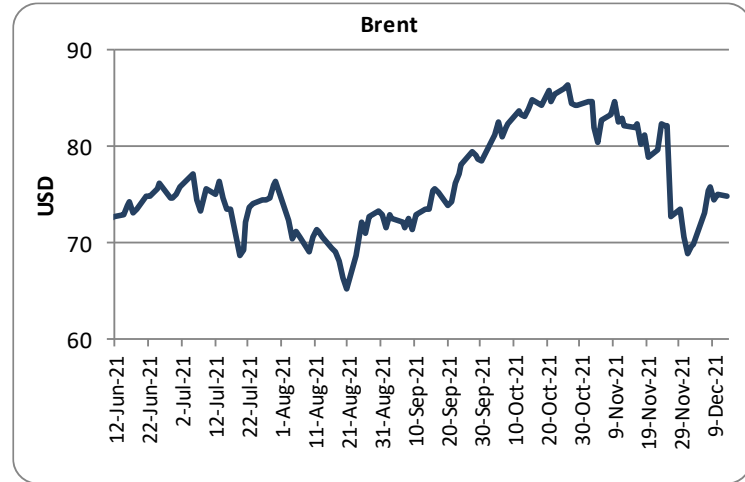
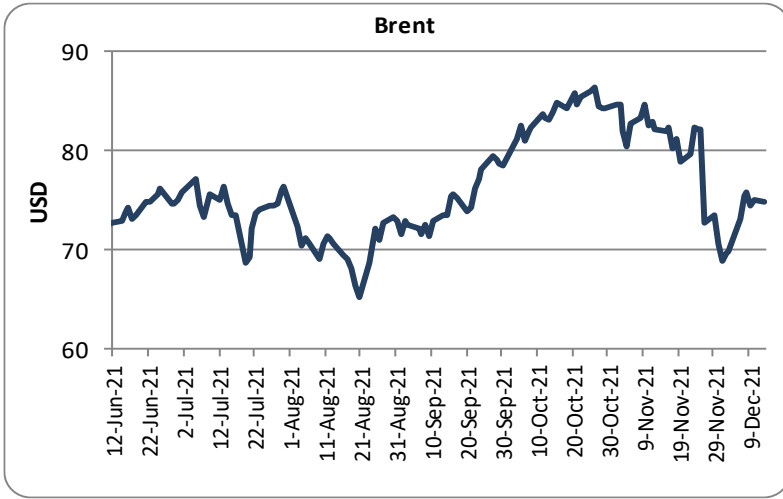
MF	DEBT			EQUITY			TOTAL (Rs.Crs)		
	Gross Purchase	Gross Sales	Net Investment	Gross Purchase	Gross Sales	Net Investment	Gross Purchase	Gross Sales	Net Investment
8-Dec-21	4674.07	3759.57	914.5	9485.05	6340.69	3144.36	14159.12	10100.26	4058.86

FII	DEBT			EQUITY			TOTAL (Rs. Crs)		
	Gross Purchase	Gross Sales	Net Investment	Gross Purchase	Gross Sales	Net Investment	Gross Purchase	Gross Sales	Net Investment
13-Dec-21	127.86	893.66	-765.8	5628.86	6552.22	-923.36	5756.72	7445.88	-1689.16

INDICATORS	PERIOD	ACTUAL	PRIOR
GDP Quaterly (%)	Sep-21	8.4	20.1
CAD (\$ Bn)	Jun-21	6.5	-8.1
Trade Deficit (\$ Bn)	Jun-21	-30.7	-41.7
WPI (%)	Oct-21	12.5	10.7
CPI (%)	Nov-21	4.9	4.5
IIP (%)	Oct-21	3.2	3.3
PMI Manufacturing	Nov-21	57.6	55.9
PMI Service	Nov-21	58.1	58.4

Economic Calender	Country	Date	Poll	Prior
CPI	China	09-Dec-21	2.50	1.50
CPI	Denmark	10-Dec-21	-	3.00
GDP Estimate YoY	UK	10-Dec-21	4.90	5.30
Industrial Output	UK	10-Dec-21	2.20	2.90
CPI	USA	10-Dec-21	6.80	6.20
WPI	India	14-Dec-21	-	12.54
Industrial Output	China	15-Dec-21	-	3.50
CPI	UK	15-Dec-21	-	4.20





Sources: Reserve Bank of India, Bloomberg, Reuters, CCIL and FIMMDA.

LKP SECURITIES LTD., 203, Embassy Centre, Nariman Point, Mumbai- 400021

The information in this document has been printed on the basis of publicly available information, internal data and other reliable sources believed to be true and is for general guidance only. While every effort is made to ensure the accuracy and completeness of information contained, the company makes no guarantee and assumes no liability for any errors or omissions of the information. No one can use the information as the basis for any claim, demand or cause of action. Nothing contained in this publication shall constitute an offer to sell/purchase or an invitation/ solicitation to do so for any Government Security, Currency, Security, and Equity. LKP Securities Ltd. accepts no liability whatsoever for any loss, howsoever arising, from any use of this document, its contents or otherwise arising in connection therewith. For any queries contact - LKP Securities Ltd. Ph: (91-22) 66306555 Fax: (91-22) 2284 2415 E Mail: FixedIncomeResearch@lkpsec.com

Visit our website - <http://www.lkpsec.com/>