



- ❖ The benchmark 6.54% bond maturing in 2032 ended at 98.23 rupees, yielding 6.79%, lowest since Feb. 28, and against 98.00 rupees and 6.82% yield at yesterday's close.
- ❖ The U.S. central bank is widely expected to begin its tightening cycle today by increasing interest rates by 25 basis points, while economists are projecting another six quarter-percentage-point rate hikes in 2022 with U.S. inflation running at a 40-year high last month. Data released yesterday showed U.S. producer price inflation rose to 10% on-year in February, underscoring inflationary pressures.
- ❖ The 10-year Treasury yield was trading at 2.16%, after rising to an over-three-year high of 2.20% today, as traders braced for a possible hawkish commentary along with a rate hike.
- ❖ Meanwhile, the benchmark Brent crude oil contract was trading 1.3% higher at \$101.22 per barrel, after falling by nearly 12% over the last two sessions.
- ❖ The Indian rupee climbed the most in almost three weeks, in line with a surge in appetite for risk assets that broadly boosted Asian currencies and shares ahead of the Federal Reserve's policy statement. The rupee ended at 76.27 a dollar as of 3:30 p.m., up about 0.5%, the biggest single-day rise since Feb. 25, compared with 76.61 Tuesday. At the day's peak, the local currency rose to as high as 76.2350.
- ❖ Repo: The weighted average call rates in the interbank segment remained unchanged at 3.24% as on previous day while that in the TREP segment increased to 3.29 vs 3.27% as on previous day.

Market Observations

G-sec

- Bond yields ended lower amid short covering towards the end of the session, while awaiting the Federal Reserve policy decision later today, wherein the authority is expected to kick off its rate-hike cycle.
- Higher demand seen in up to 3-year maturity papers.

Corporate Bonds

- Yields were unchanged from the previous trading day as participants avoided placing any bets prior to the fed rate decision.
- However, the 1-3year maturity bonds were most active.

CP/CD

- Demand was seen in the 1-3-month segment in CPs and 6-12month segment in CDs.
- CD primary issuances have been low.
- One-year OIS rate eases to 4.41%, lowest since Mar. 4 and down 15 basis points from its high of 4.56% hit on Mar. 8 as oil seems to have consolidated at lower levels and any repo rate hike is not expected soon.

GOI Yield	16-Mar	15-Mar	9-Mar	16-Feb
1 Year	4.600	4.600	4.640	4.470
5 Year	6.080	6.002	6.169	5.926
10 Year	6.840	6.821	6.845	6.725

AAA Brnk	16-Mar	15-Mar	9-Mar	16-Feb
1 Year	5.05	5.05	5.10	4.85
5 Year	6.45	6.45	6.55	6.12
10 Year	7.10	7.10	7.15	7.10

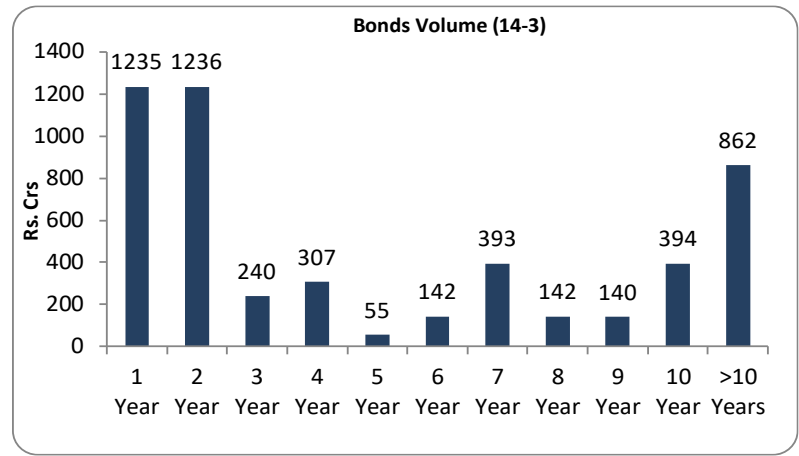
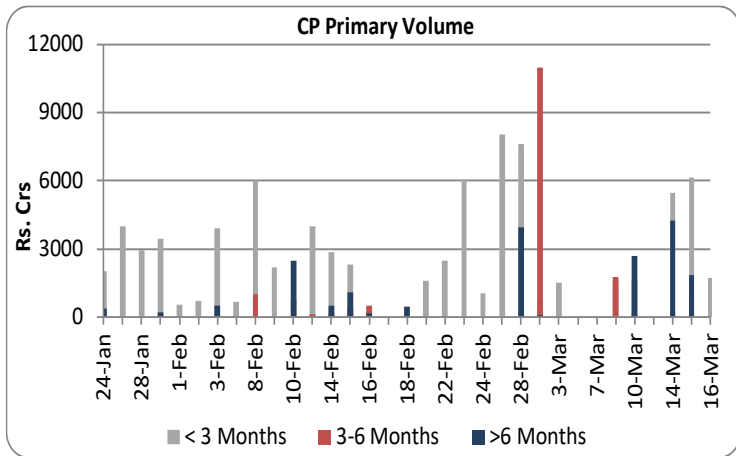
CD	16-Mar	15-Mar	9-Mar	16-Feb
3 Month	4.00	4.00	4.05	3.75
6 Month	4.52	4.52	4.56	3.85
1 Year	4.94	4.94	4.96	4.70

CP	16-Mar	15-Mar	9-Mar	16-Feb
3 Month	4.15	4.15	4.20	3.80
6 Month	4.72	4.72	4.77	4.20
1 Year	5.20	5.20	5.25	4.80

OIS Rate	16-Mar	15-Mar	9-Mar	16-Feb
1 Year	4.44	4.48	4.56	4.29
2 Year	5.04	5.07	5.13	4.81
3 Year	5.47	5.49	5.55	5.23
5 Year	5.93	5.95	5.92	5.67

	16-Mar	15-Mar	9-Mar	16-Feb
Sensex	56,817	55,777	54,647	57,997
Nifty	16,975	16,663	16,345	17,322
USD/INR	76.27	76.61	76.56	75.07
Gold (USD)	1,923	1,918	1,991	1,868
Oil (USD)	99.67	99.91	111.14	94.81

NDF	16-Mar	15-Mar	9-Mar	16-Feb
3 Month	77.01	77.14	76.97	75.72
1 Year	79.22	79.29	79.30	77.92
2 Year	83.18	82.54	82.86	81.14
3 Year	85.75	85.67	86.53	84.64



10 Year Benchmarks	16-Mar	15-Mar	9-Mar	16-Feb
India	6.79	6.82	6.85	6.69
US	2.16	2.15	1.95	2.04
South Korea	2.77	2.76	2.72	2.70
Russia	12.46	12.46	12.46	9.63
Brazil	12.26	12.26	12.17	11.19
Germany	0.39	0.33	0.19	0.27
China	2.81	2.82	2.86	2.79

Top Traded Securities	Volume	16-Mar	15-Mar	9-Mar	16-Feb
5.15 GOI 2025	375	5.82	5.84	5.93	5.70
5.63 GOI 2026	230	5.96	6.00	6.08	5.84
5.74 GOI 2026	2500	6.08	6.11	6.17	5.93
6.10 GOI 2031	150	6.84	6.87	6.87	6.72
6.64 GOI 2035	50	7.15	7.15	7.21	7.04
6.67 GOI 2035	5	7.12	7.14	7.16	7.02

DEBT			
MF	Gross Purchase	Gross Sales	Net Investment
14-Mar-22	2524	2632	-108

EQUITY		
Gross Purchase	Gross Sales	Net Investment
1735	1619	115

TOTAL (Rs.Crs)		
Gross Purchase	Gross Sales	Net Investment
4259	4251	8

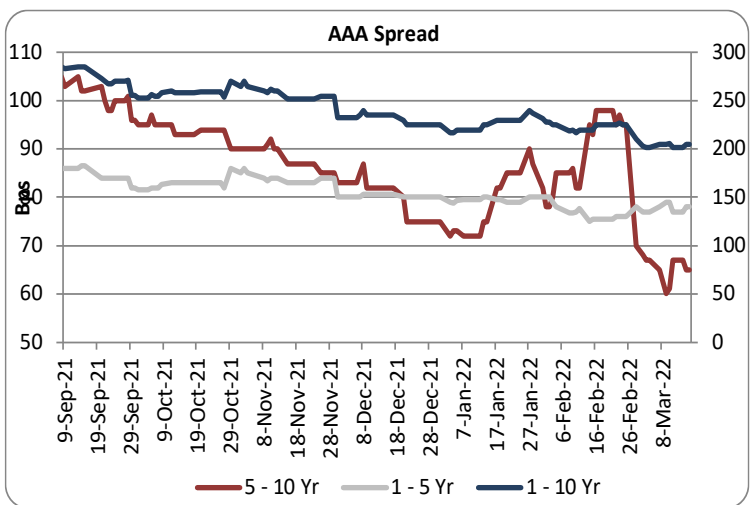
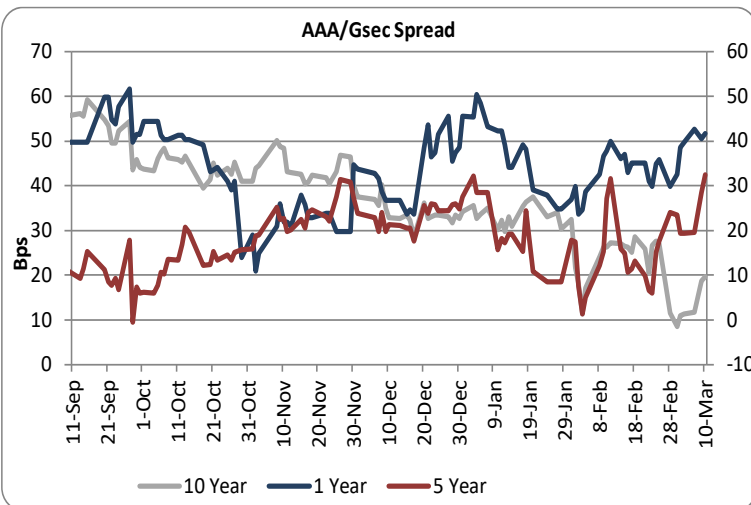
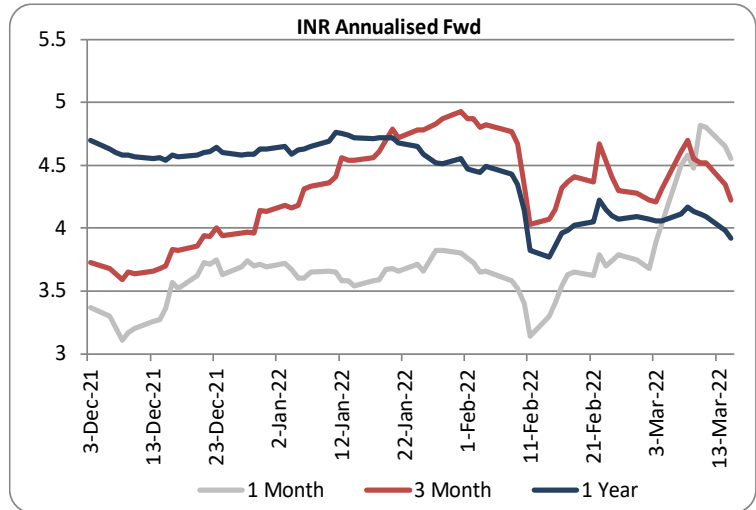
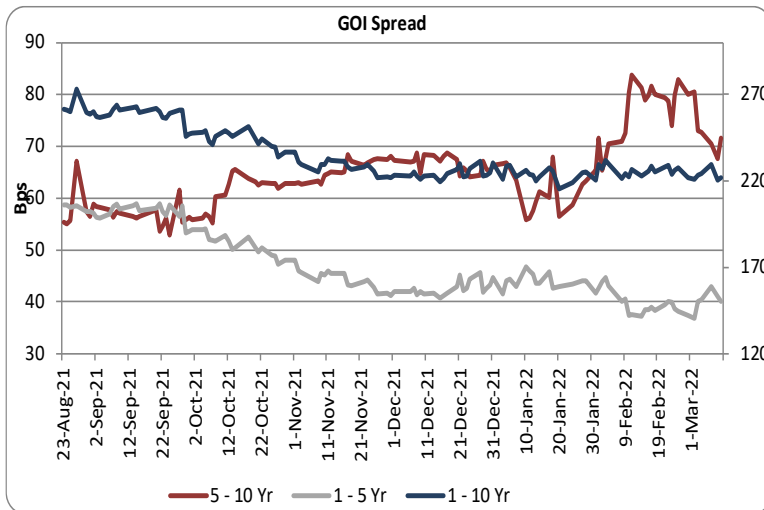
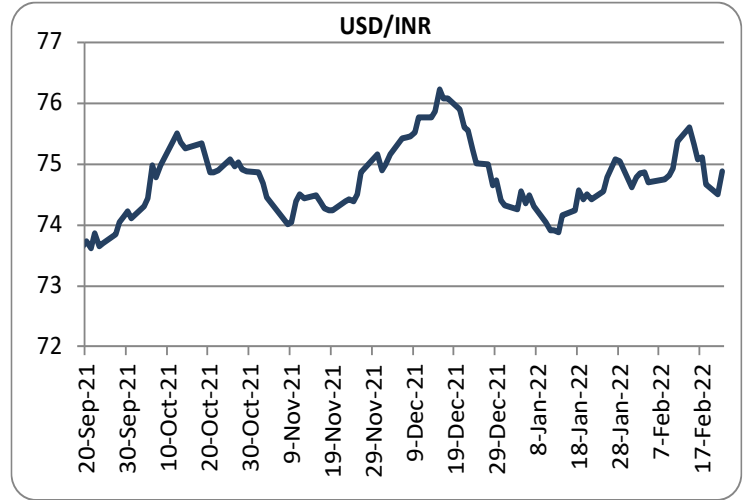
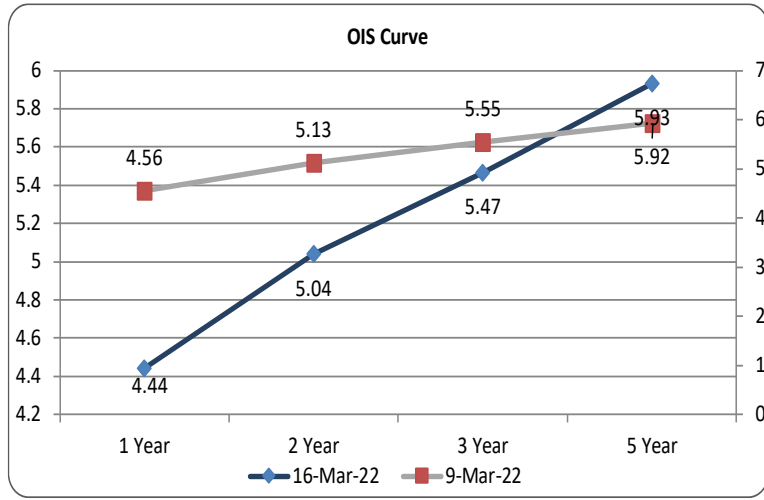
DEBT			
FII	Gross Purchase	Gross Sales	Net Investment
16-Mar-22	444	638	-194

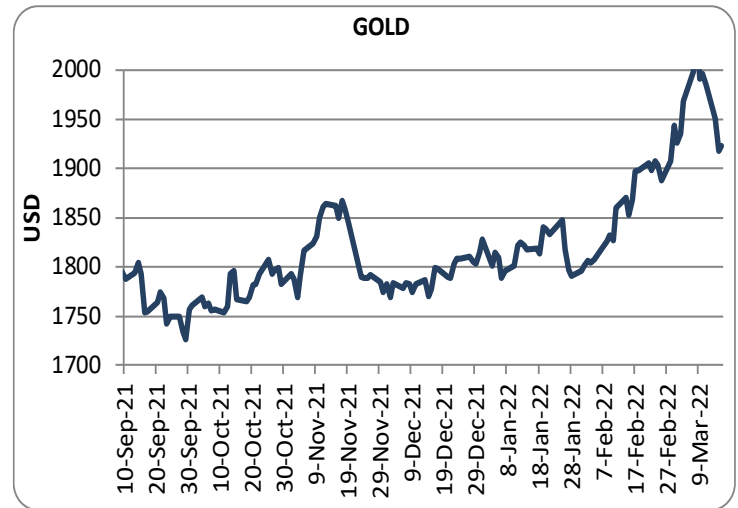
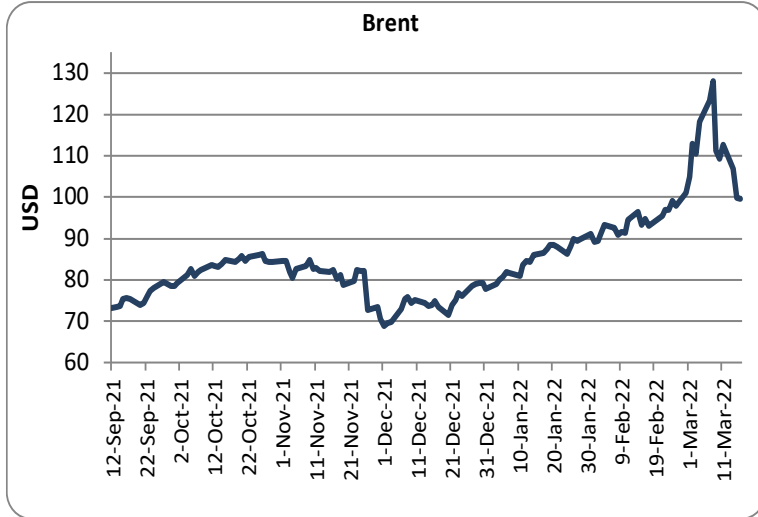
EQUITY		
Gross Purchase	Gross Sales	Net Investment
10314	11419	-1105

TOTAL (Rs. Crs)		
Gross Purchase	Gross Sales	Net Investment
10758	12057	-1299

INDICATORS	PERIOD	ACTUAL	PRIOR
GDP Quaterly (%)	Dec-21	5.4	8.4
CAD (\$ Bn)	Sep-21	-9.6	6.6
Trade Deficit (\$ Bn)	Sep-21	-44.4	-30.7
WPI (%)	Feb-22	13.1	13.0
CPI (%)	Feb-22	6.1	6.0
IIP (%)	Jan-22	1.3	0.4
PMI Manufacturing	Feb-22	54.9	54
PMI Service	Feb-22	51.8	51.5

Economic Calender	Country	Date	Poll	Prior
CPI	India	14-Mar-22	5.93	6.01
WPI	India	14-Mar-22	12.10	12.96
Industrial Output	China	15-Mar-22	3.90	4.30
Unemployment Rate	UK	15-Mar-22	4.00	4.10
Exports	Japan	16-Mar-22	21.00	9.60
Industrial Output	Poland	18-Mar-22	-	19.20
GDP	Chile	18-Mar-22	-	17.20
CPI	Singapore	23-Mar-22	-	4.00





Sources: Reserve Bank of India, Bloomberg, Reuters, CCIL and FIMMDA.

LKP SECURITIES LTD., 203, Embassy Centre, Nariman Point, Mumbai- 400021

The information in this document has been printed on the basis of publicly available information, internal data and other reliable sources believed to be true and is for general guidance only. While every effort is made to ensure the accuracy and completeness of information contained, the company makes no guarantee and assumes no liability for any errors or omissions of the information. No one can use the information as the basis for any claim, demand or cause of action. Nothing contained in this publication shall constitute an offer to sell/purchase or an invitation/ solicitation to do so for any Government Security, Currency, Security, and Equity. LKP Securities Ltd. accepts no liability whatsoever for any loss, howsoever arising, from any use of this document, its contents or otherwise arising in connection therewith. For any queries contact - LKP Securities Ltd. Ph: (91-22) 66306555 Fax: (91-22) 2284 2415 E Mail: FixedIncomeResearch@lkpsec.com

Visit our website - <http://www.lkpsec.com/>