



Indian government bond yields edged lower on Wednesday, the penultimate trading day of the current financial year, amid value buying after a recent fall in bond prices.

The benchmark 10-year yield ended at 7.0694%, following its previous close of 7.0908%.

Market participants are awaiting the borrowing calendar for the first-half of the next financial year starting April 1, which is expected before the end of this week. India aims to gross borrow 14.13 trillion rupees (\$169.62 billion) via a debt sale in the upcoming fiscal, after borrowing a record 15.43 trillion rupees in the current year.

The Indian government plans gross market borrowing of 7.5 trillion rupees (\$90 billion) in the April-September period.

Indian states are likely to gross borrow a record 11.10 trillion rupees in the next financial year.

The Reserve Bank of India's monetary policy outcome is due in first week of April. The RBI has kept its key repo rate unchanged for six consecutive meetings and reiterated its commitment to sustainably meet the 4% inflation target.

Oil prices fell for a second day, dropping more than 1% on Wednesday on surging U.S. stockpiles and signs that the OPEC+ producer group is unlikely to change its output policy.

The Indian rupee weakened 0.11% versus the U.S. dollar, and quoted at 83.34 per dollar on aggressive dollar bids by local oil companies, importers and equity-related outflows, while likely central bank intervention capped losses

Repo: The weighted average call rates in the interbank segment decreased to 6.64% vs 6.65% as on the previous day while that the TREP segment increased to 6.66% vs 6.63% as on the previous day.

Market Observations

G-sec

- T-bill cut off was in line with market expectation in 6-month and 1-year maturity but almost 7 to 8 bps higher in 3-month maturity.
- Demand was seen in 16 to 20-year SDLs @7.42 (good states). Major buyers were banks and pension funds.

Corporate Bonds

- Major activity was seen in the 2025-2029 segment.
- Mutual funds were active on the buying as well as selling side in the active segment.

CP/CD

- Major activity was seen in the shorter to 3-month segment.

GOI Yield	27-Mar	26-Mar	20-Mar	27-Feb
1 Year	7.050	7.080	7.075	7.105
5 Year	7.090	7.108	7.096	7.050
10 Year	7.069	7.091	7.092	7.071

AAA Bmk	27-Mar	26-Mar	20-Mar	27-Feb
1 Year	7.87	7.87	7.87	7.90
5 Year	7.63	7.65	7.61	7.65
10 Year	7.53	7.53	7.53	7.57

CD	27-Mar	26-Mar	20-Mar	27-Feb
3 Month	7.70	7.70	7.60	7.70
6 Month	7.75	7.75	7.75	7.75
1 Year	7.70	7.70	7.65	7.75

CP	27-Mar	26-Mar	20-Mar	27-Feb
3 Month	7.85	7.85	7.80	7.80
6 Month	7.90	7.90	7.90	7.85
1 Year	7.85	7.85	7.85	7.90

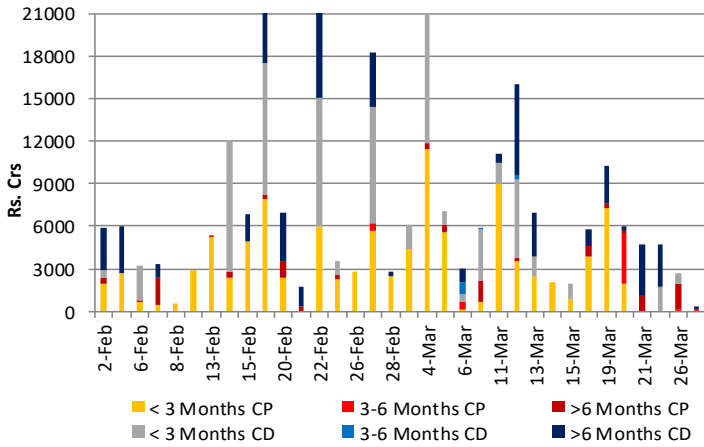
OIS Rate	27-Mar	26-Mar	20-Mar	27-Feb
1 Year	6.75	6.77	6.78	6.73
2 Year	6.45	6.49	6.49	6.42
3 Year	6.40	6.44	6.44	6.37
5 Year	6.35	6.40	6.39	6.35

	27-Mar	26-Mar	20-Mar	27-Feb
Sensex	72,996	72,470	72,102	73,095
Nifty	22,124	22,005	21,839	22,198
USD/INR	83.37	83.28	83.16	82.90
Gold (USD)	2,197	2,179	2,186	2,030
Oil (USD)	85.73	86.25	85.95	83.65

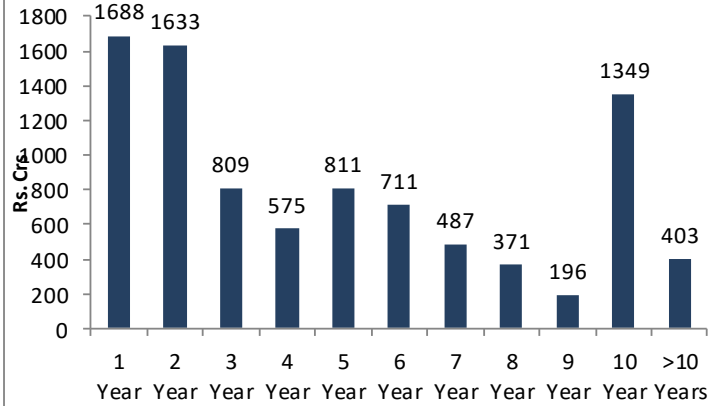
NDF	27-Mar	26-Mar	20-Mar	27-Feb
3 Month	83.52	83.41	83.21	83.08
1 Year	84.70	84.61	84.41	84.26
2 Year	86.84	86.70	86.47	86.35
3 Year	89.59	89.36	88.94	88.80



CP/CD Primary Volume



Bonds Volume



10 Year Benchmarks	27-Mar	26-Mar	20-Mar	27-Feb
India	7.07	7.09	7.10	7.07
US	4.22	4.23	4.27	4.32
South Korea	3.38	3.39	3.46	3.43
Russia	13.86	13.92	13.92	12.78
Brazil	10.94	10.94	10.90	10.83
Germany	2.31	2.35	2.44	2.46
China	2.31	2.31	2.31	2.39

Top Traded Securities	Volume	20-Mar	19-Mar	13-Mar	20-Feb
7.26 2033	575	7.13	7.13	7.07	7.09
7.06 2028	1,525	7.11	7.10	7.05	7.07
7.62 2039	-	7.14	7.14	7.09	7.14
7.30 2053	420	7.17	7.17	7.13	7.13
6.64 2035	150	7.16	7.13	7.10	7.13
7.40 2035	620	7.15	7.14	7.09	7.13

MF	DEBT		
	Gross Purchase	Gross Sales	Net Investment
19-Mar-24	13187	7256	5931

EQUITY	Gross Purchase	Gross Sales	Net Investment
	21461	21198	264

TOTAL (Rs.Crs)		
Gross Purchase	Gross Sales	Net Investment
34649	28454	6195

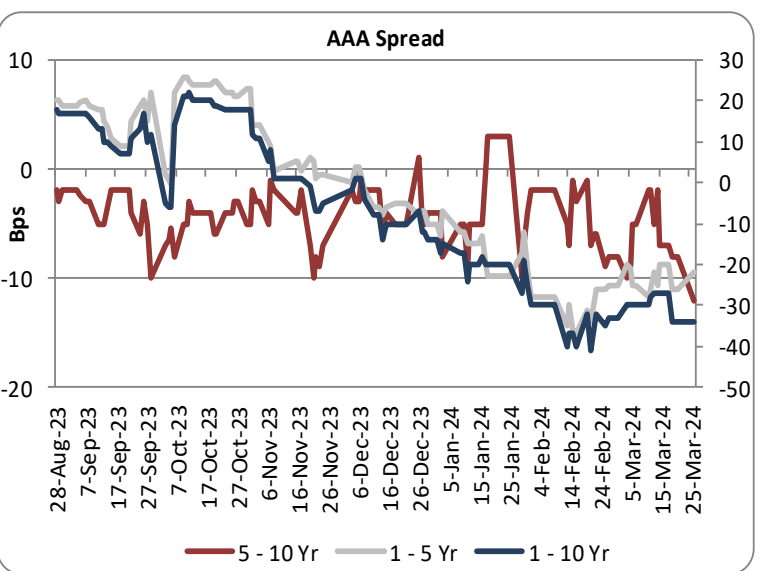
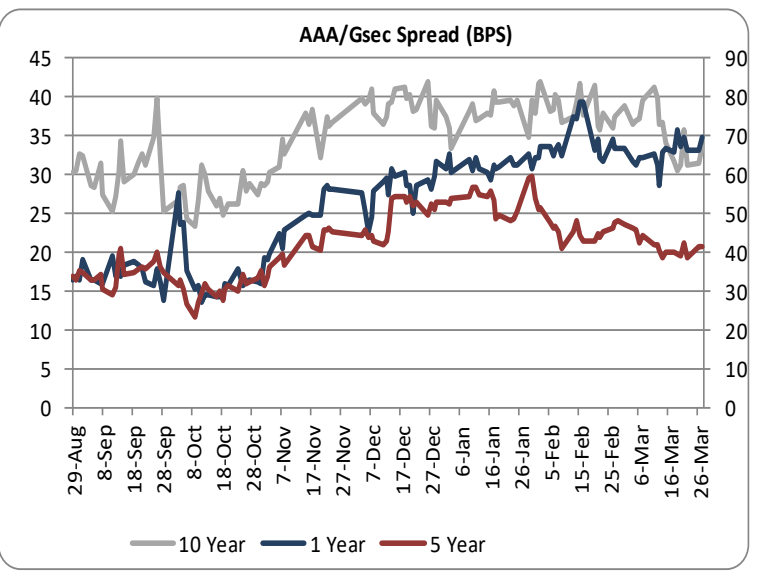
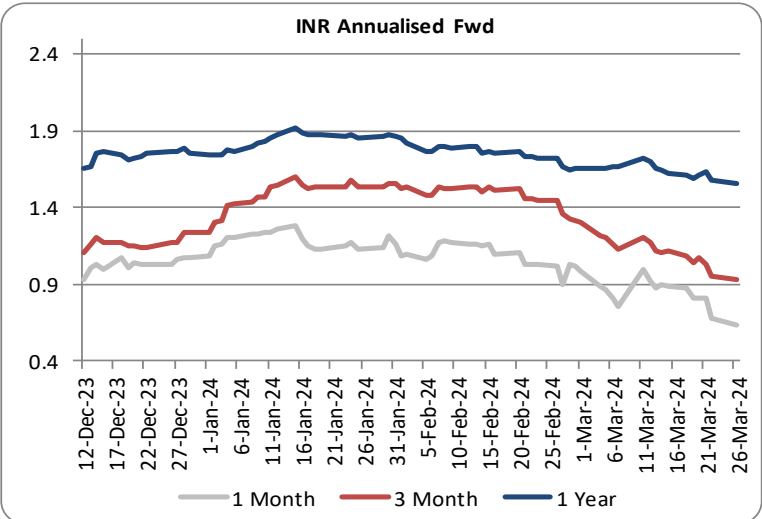
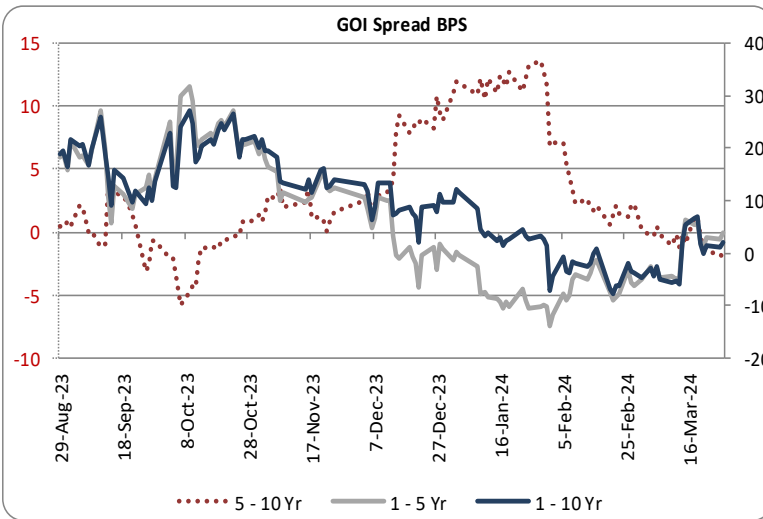
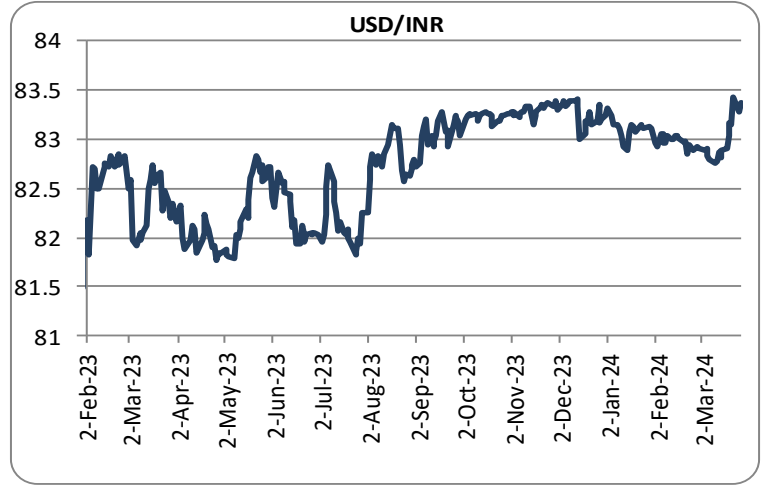
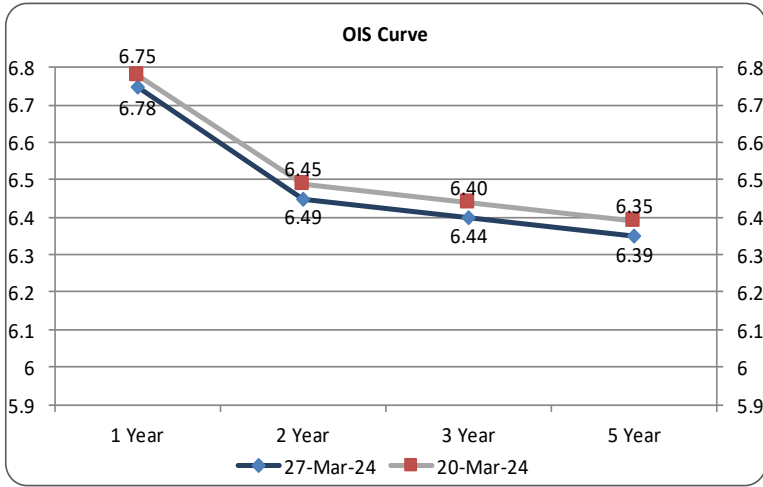
FII	DEBT		
	Gross Purchase	Gross Sales	Net Investment
27-Mar-24	3610	1127	2482

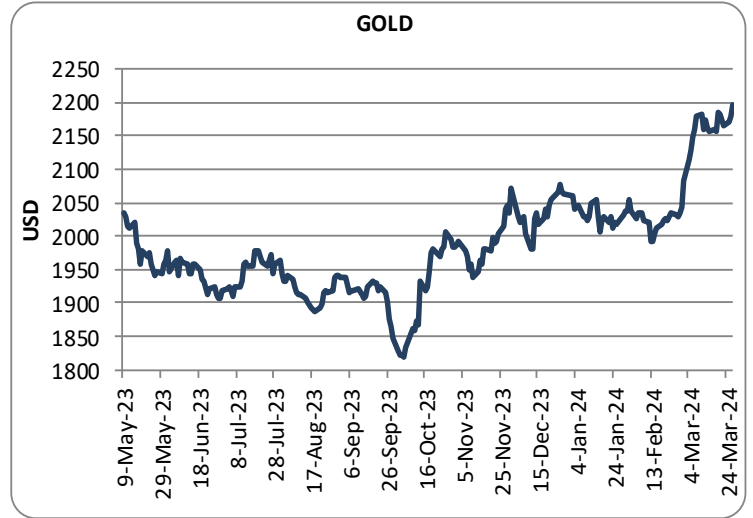
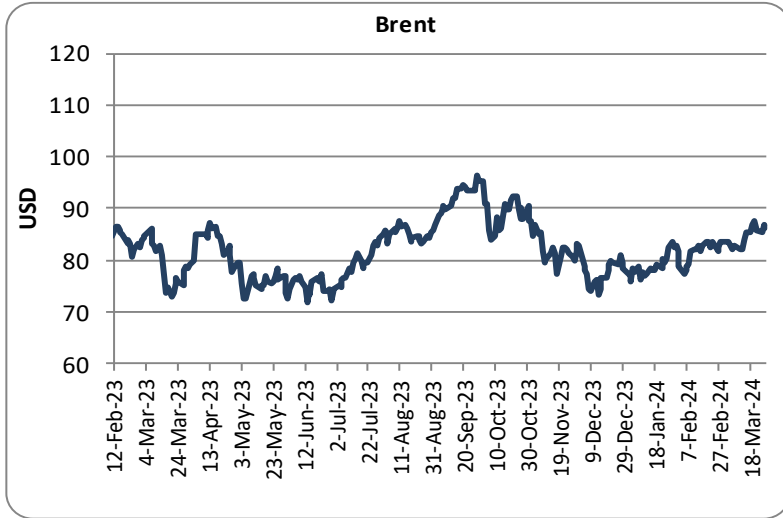
EQUITY	Gross Purchase	Gross Sales	Net Investment
	20870	24041	-3171

TOTAL (Rs. Crs)		
Gross Purchase	Gross Sales	Net Investment
24480	25168	-688

INDICATORS	PERIOD	ACTUAL	PRIOR
GDP Quaterly (%)	Dec-23	8.4	8.1
CAD (\$ Bn)	Dec-23	-10.5	-11.4
Trade Deficit (\$ Bn)	Dec-23	-71.6	-61.0
WPI (%)	Feb-24	0.2	0.3
CPI (%)	Feb-24	5.1	5.1
IIP (%)	Jan-24	3.8	4.2
PMI Manufacturing	Feb-24	56.9	56.5
PMI Service	Feb-24	60.6	61.8

Economic Calender	Country	Date	Poll	Prior
CPI	UK	20-Mar-24	3.5	4
Fed funds target rate	USA	20-Mar-24	5.25-5.5	5.25-5.5
Unemployment rate	Australia	21-Mar-24	4.00	4.10
BOE Bank Rate	UK	21-Mar-24	5.25	5.25
Retail Sales	UK	22-Mar-24	(0.70)	0.70
Unemployment rate	Japan	29-Mar-24	-	2.40
CPI	Germany	02-Apr-24	-	2.50
CPI	Euro Zone	03-Apr-24	-	2.60





Sources: Reserve Bank of India, Bloomberg, Reuters, CCIL and FIMMDA.

LKP SECURITIES LTD., 203, Embassy Centre, Nariman Point, Mumbai- 400021

The information in this document has been printed based on publicly available information, internal data and other reliable sources believed to be true and is for general guidance only. While every effort is made to ensure the accuracy and completeness of information contained, the company makes no guarantee and assumes no liability for any errors or omissions of the information. No one can use the information as the basis for any claim, demand, or cause of action. Nothing contained in this publication shall constitute an offer to sell/purchase or an invitation/solicitation to do so for any Government Security, Currency, Security, and Equity. LKP Securities Ltd. accepts no liability whatsoever for any loss, howsoever arising, from any use of this document, its contents or otherwise arising in connection therewith.

For any queries contact - LKP Securities Ltd. Ph: (91-22) 66306555 Fax: (91-22) 2284 2415 E Mail: FixedIncomeResearch@lkpsec.com

Visit our website - <http://www.lkpsec.com/>