



- ❖ The benchmark 6.54% bond maturing in 2032 ended at 97.90 rupees, yielding 6.84%, against 98.07 rupees and 6.81% on Friday. The Indian rupee was at 76.16 to the dollar as compared with 76.20 in the previous session. Volumes were low thin as trade unions are on a nationwide two-day strike from today.
- ❖ Indian states are aiming to raise 373.53 billion rupees through bonds at the last scheduled auction for the financial year tomorrow. The quantum is sharply up from the 249.20 billion rupees originally scheduled, and also the highest in the last two years.
- ❖ The selloff in the U.S. bond market continued with the 10-year U.S. yield jumping to 2.51%, while the two-year yield climbed to 2.41%, levels last seen in May 2019, on prospects of aggressive tightening by the U.S. Federal Reserve to curb inflation. The 10-year U.S. yield has risen over 70 basis points in March.
- ❖ The inflation outlook has been worsened by the war in Ukraine, which has sent prices of crude oil and other commodities soaring. The benchmark Brent crude contract was trading at 3.6% down at \$116.30.
- ❖ Meanwhile, officials of India's central bank and the federal government are likely to meet on Mar. 30 to finalise the market borrowing schedule for the first half of the next financial year, a government official said today.
- ❖ Central bank governor Shaktikanta Das had said last week that any premature compression of demand through monetary tightening is counter-productive for the economy.
- ❖ The Indian rupee rebounded versus the dollar after domestic shares recouped early losses, as regional investors played down the broader impact of a spike in coronavirus cases in Shanghai. The rupee ended at 76.16 a dollar as versus 76.20 on Friday.
- ❖ Repo: The weighted average call rates in the interbank segment decreased to 3.29% vs 3.30% as on previous day while that in the TREP segment decreased to 3.27% vs 3.30% as on previous day.

## Market Observations

### G-sec

- Bond yields ended higher after a thinly traded session ahead of a heavy and larger-than-expected supply from a state debt sale, while the continued rise in U.S. Treasury rates further weighed on sentiment.
- Insurance company and foreign banks seen churning longer end Gsec.

### Corporate Bonds

- Levels were in a narrow range but witnessed activity only for fund based requirements as we approach the year end, investors are holding on. Upto 2Yrs and 3 Yrs PSU Corp Bond closing at 5.45% unchanged from previous day, and 5 Yrs and 10 Yrs PSU Corporate Bond closing at 6.40% and 7.05% (unchanged from previous day) respectively.

### CP/CD

- Demand was witnessed in the 3month to 1year segment of the curve.

GOI Yield	28-Mar	25-Mar	21-Mar	28-Feb
1 Year	4.570	4.570	4.590	4.550
5 Year	6.112	6.082	6.040	5.970
10 Year	6.836	6.812	6.781	6.770

AAA Brnk	28-Mar	25-Mar	21-Mar	28-Feb
1 Year	5.00	5.05	5.05	4.90
5 Year	6.45	6.40	6.45	6.30
10 Year	7.10	7.10	7.10	7.00

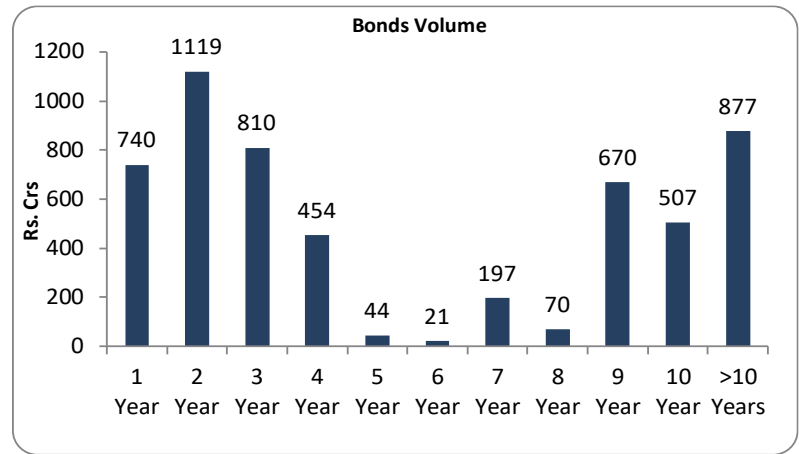
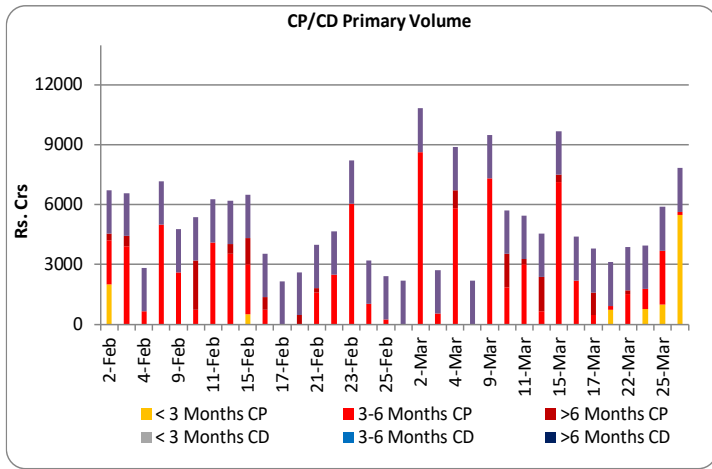
CD	28-Mar	25-Mar	21-Mar	28-Feb
3 Month	3.90	3.90	3.95	3.90
6 Month	4.65	4.65	4.45	4.40
1 Year	4.95	4.95	4.85	4.80

CP	28-Mar	25-Mar	21-Mar	28-Feb
3 Month	4.45	4.45	4.30	4.05
6 Month	5.00	5.00	4.80	4.60
1 Year	5.35	5.35	5.20	5.10

OIS Rate	28-Mar	25-Mar	21-Mar	28-Feb
1 Year	4.55	4.52	4.46	4.32
2 Year	5.17	5.12	5.03	4.87
3 Year	5.59	5.47	5.44	5.30
5 Year	6.08	6.03	5.91	5.76

	28-Mar	25-Mar	21-Mar	28-Feb
Sensex	57,593	57,362	57,292	56,247
Nifty	17,222	17,153	17,118	16,794
USD/INR	76.16	76.20	76.12	75.34
Gold (USD)	1,928	1,957	1,936	1,908
Oil (USD)	114.19	120.65	115.62	100.99

NDF	28-Mar	25-Mar	21-Mar	28-Feb
3 Month	76.95	77.08	77.05	76.01
1 Year	79.17	79.33	79.10	78.33
2 Year	83.15	82.43	82.45	81.78
3 Year	85.18	85.59	85.70	85.33



10 Year Benchmarks	28-Mar	25-Mar	21-Mar	28-Feb
India	6.84	6.81	6.78	6.77
US	2.47	2.49	2.30	1.82
South Korea	3.03	2.87	2.74	2.68
Russia	13.61	13.61	14.08	12.46
Brazil	11.79	11.40	11.90	11.32
Germany	0.59	0.57	0.46	0.16
China	2.81	2.81	2.82	2.79

Top Traded Securities	Volume	28-Mar	25-Mar	21-Mar	28-Feb
5.15 GOI 2025	1170	5.89	5.83	5.80	5.77
5.63 GOI 2026	100	6.07	6.02	5.97	5.97
5.74 GOI 2026	2065	6.11	6.08	6.04	6.05
6.54 GOI 2032	310	6.84	6.81	6.78	6.77
6.64 GOI 2035	5	7.15	7.12	7.14	7.04
6.67 GOI 2035	0	7.15	7.12	7.12	7.01

DEBT			
MF	Gross Purchase	Gross Sales	Net Investment
24-Mar-22	3324	3769	-444

EQUITY		
Gross Purchase	Gross Sales	Net Investment
9546	7609	1937

TOTAL (Rs.Crs)		
Gross Purchase	Gross Sales	Net Investment
12871	11378	1493

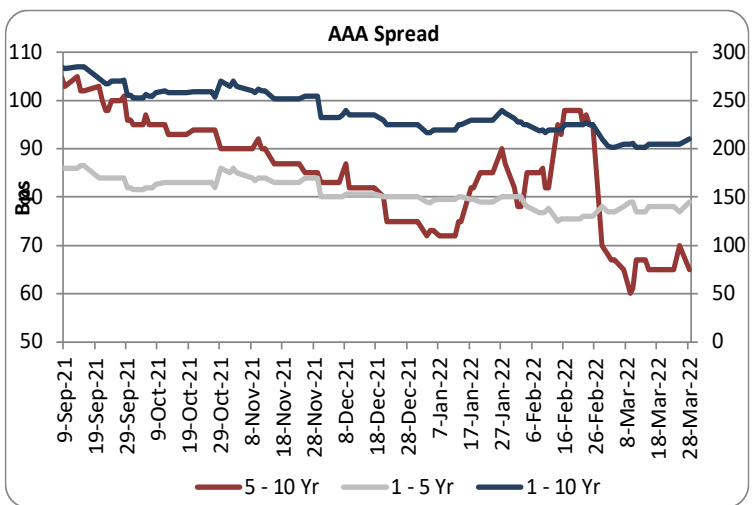
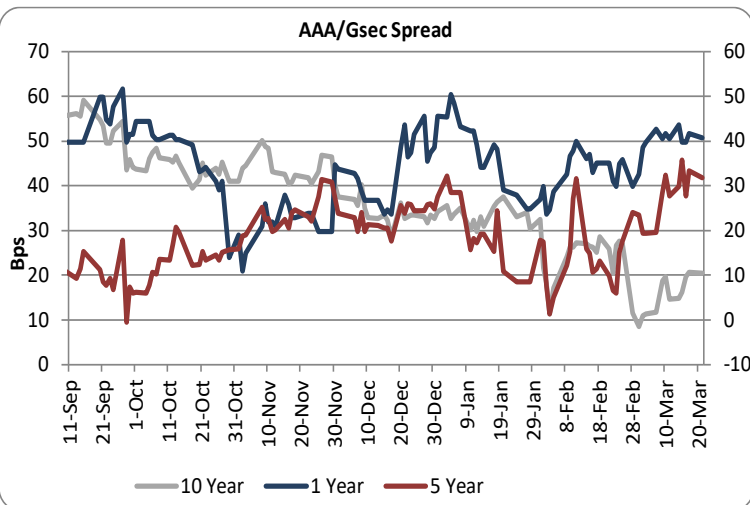
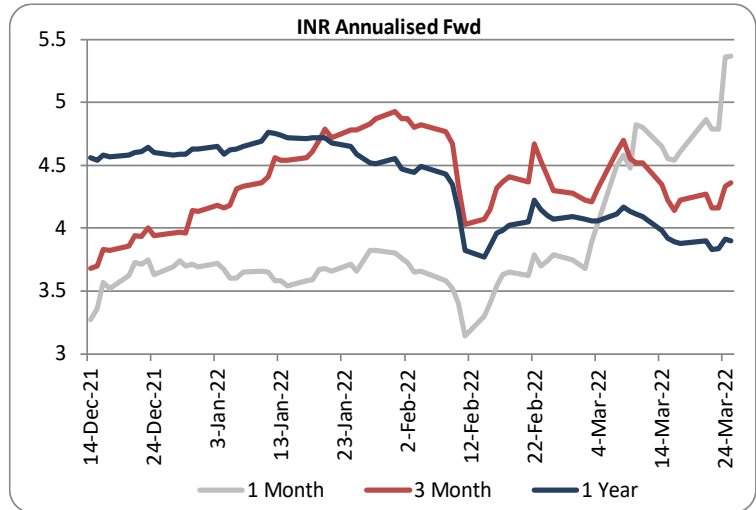
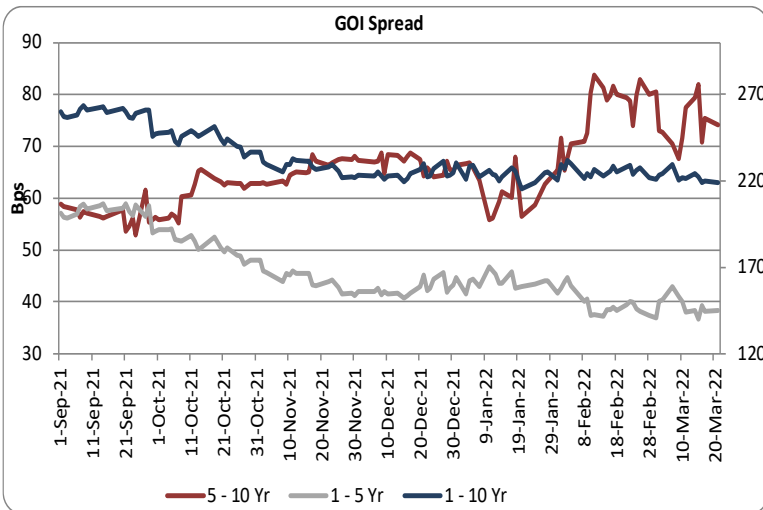
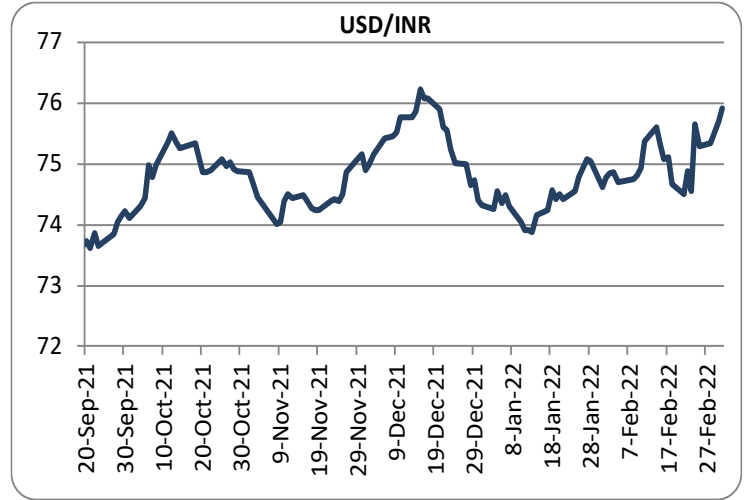
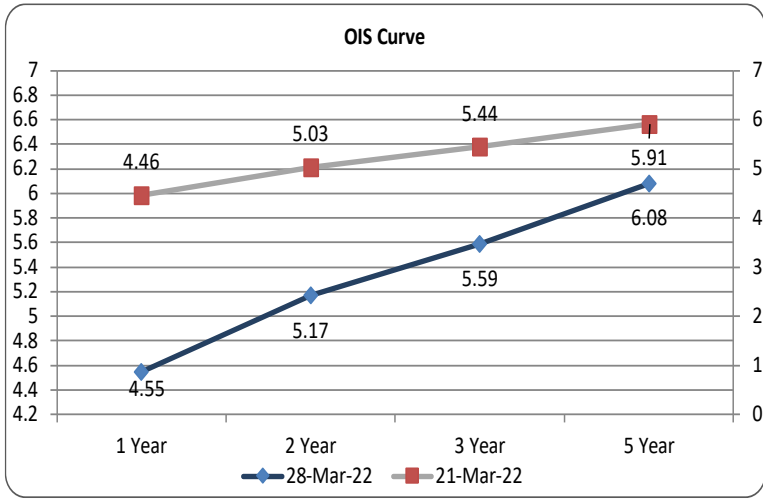
DEBT			
FII	Gross Purchase	Gross Sales	Net Investment
28-Mar-22	2030	1292	738

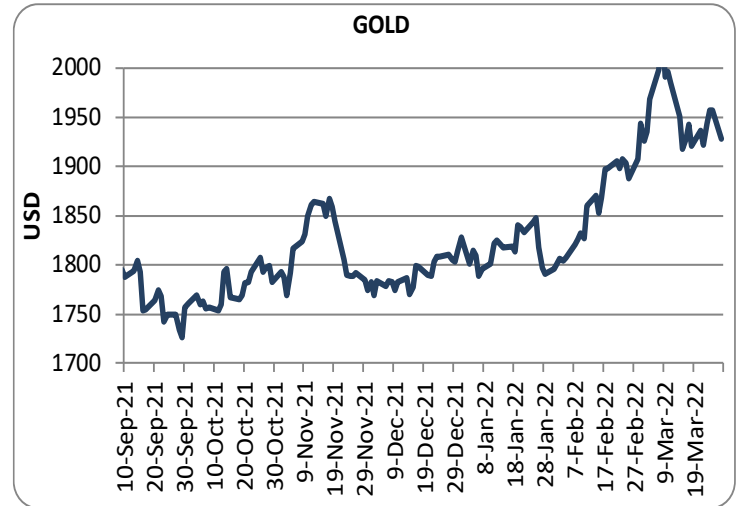
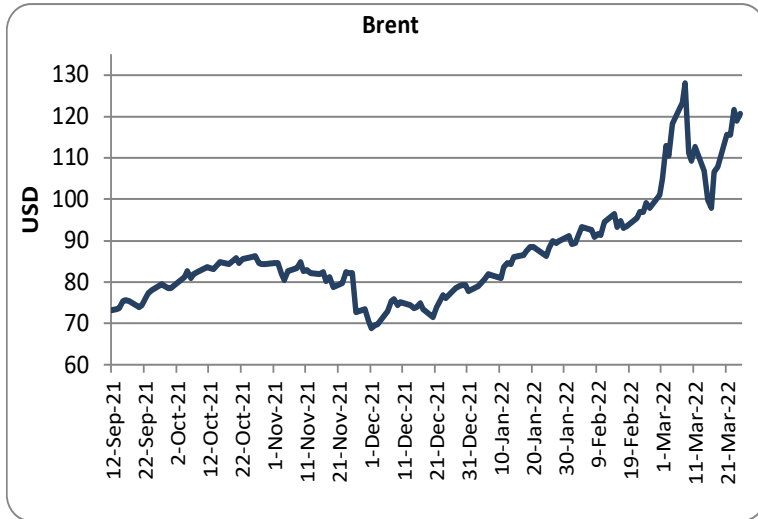
EQUITY		
Gross Purchase	Gross Sales	Net Investment
6774	8163	-1390

TOTAL (Rs. Crs)		
Gross Purchase	Gross Sales	Net Investment
8804	9455	-652

INDICATORS	PERIOD	ACTUAL	PRIOR
GDP Quaterly (%)	Dec-21	5.4	8.4
CAD (\$ Bn)	Sep-21	-9.6	6.6
Trade Deficit (\$ Bn)	Sep-21	-44.4	-30.7
WPI (%)	Feb-22	13.1	13.0
CPI (%)	Feb-22	6.1	6.0
IIP (%)	Jan-22	1.3	0.4
PMI Manufacturing	Feb-22	54.9	54
PMI Service	Feb-22	51.8	51.5

Economic Calendar	Country	Date	Poll	Prior
Unemployment Rate	Japan	29-Mar-22	-	2.80
GDP	UK	30-31-Mar-22	-	6.50
GDP Final	USA	30-Mar-22	7.10	7.00
Industrial Output	South Korea	31-Mar-22	-	4.30
Unemployment Rate	USA	01-Apr-22	3.70	3.80
Reverse Repo Rate	India	08-Apr-22	-	3.35
Repo Rate	India	08-Apr-22	-	4.00
Retail Sales	Euro Zone	06-Apr-22	-	0.20





Sources: Reserve Bank of India, Bloomberg, Reuters, CCIL and FIMMDA.

**LKP SECURITIES LTD.**, 203, Embassy Centre, Nariman Point, Mumbai- 400021

The information in this document has been printed on the basis of publicly available information, internal data and other reliable sources believed to be true and is for general guidance only. While every effort is made to ensure the accuracy and completeness of information contained, the company makes no guarantee and assumes no liability for any errors or omissions of the information. No one can use the information as the basis for any claim, demand or cause of action. Nothing contained in this publication shall constitute an offer to sell/purchase or an invitation/ solicitation to do so for any Government Security, Currency, Security, and Equity. LKP Securities Ltd. accepts no liability whatsoever for any loss, howsoever arising, from any use of this document, its contents or otherwise arising in connection therewith. For any queries contact - LKP Securities Ltd. Ph: (91-22) 66306555 Fax: (91-22) 2284 2415 E Mail: FixedIncomeResearch@lkpsec.com

Visit our website - <http://www.lkpsec.com/>